





Find the perfect
components
for all of your
CMM and vision fixturing needs



CMM FIXTURES



VISION FIXTURES

The R&R Solution. **Everything to Hold Anything.™**
YOUR SINGLE SOURCE FOR CMM & VISION FIXTURING

Contents

| | |
|----------------------|-----------|
| adjustables | 1 |
| clamps | 3 |
| magnets | 7 |
| miscellaneous | 8 |
| standoffs | 10 |
| suction cups | 13 |
| towers | 15 |
| trays | 16 |
| XTensions | 17 |

Always Innovating

At R&R Fixtures, we are always striving to have the best available products — through innovation and reduced cost. We continue to engineer new and innovative components that make fixturing as simple as possible. Visit our web site for new product offerings.

PRICING

Refer to the separate price list by part number for pricing.

LINE DRAWINGS

For additional drawings, refer to our web site.

Everything to Hold Anything

MODULAR FIXTURING COMPONENTS

R&R has a wide selection of fixturing components available to make fixturing quicker and easier than ever. No matter what size, shape or type of material you have, our CMM and vision components can help you quickly fixture anything — increasing the productivity of your inspection equipment. The more components you have, the more modular our fixturing becomes. No more searching everywhere for the right way to hold your parts — big or small, our components can hold it all. R&R is your single source for all your fixturing component needs.

THREAD SIZES


Components offered in English and metric:

- 1/4-20
- M8 (ideal for larger, robust parts)
- M4 (ideal for small, intricate parts)



Prices are subject to change without notice.

adjustables



micro adjustable V

adjustable slide mirror

adjustable slide

adjustable slide

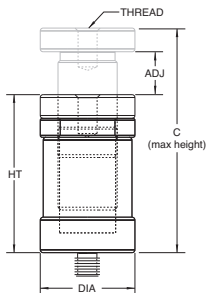
adjustable jack stand

adjustable jack stand

To allow variable heights of up to .5" [22mm] and then lock into position.



AJ-1-20

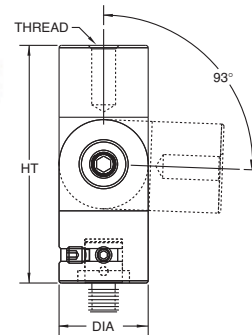


adjustable pivot joint

For positioning a component at any angle. Lock the rotating base into position and then set the angle of the pivot.



APJ-20




| PART # | THREAD | DIA | HT | ADJ |
|------------------|--------|-------|-------|------|
| AJ-50-20 | 1/4-20 | .625" | 1.61" | .5" |
| AJ-1-20 | 1/4-20 | 1.0" | 1.67" | .5" |
| AJS-35-8 (steel) | M8 | 35mm | 65mm | 22mm |
| AJ-19-8 | M8 | 19mm | 37mm | 13mm |
| AJ-25-8 | M8 | 25mm | 42mm | 13mm |
| AJ-9-4 | M4 | 9mm | 19mm | 7mm |

| PART # | THREAD | DIA | HT |
|--------|--------|------|------|
| APJ-20 | 1/4-20 | .75" | 2.0" |
| APJ-8 | M8 | 19mm | 50mm |

adjustable slide

To place components in between holes on the plate.




| PART # | THREAD | HT | WIDTH | DEPTH | SLOT |
|--------------------|--------|------|-------|-------|--------|
| AS-3-20 | 1/4-20 | .25" | 3.0" | 1.0" | 1.75" |
| ASA-2-20 (acrylic) | 1/4-20 | .25" | 2.0" | .625" | 1.125" |
| AS-1-20 | 1/4-20 | .25" | 1.38" | .63" | .75" |
| AS-70-8 | M8 | 10mm | 72mm | 25mm | 42mm |
| AS-45-8 | M8 | 10mm | 45mm | 20mm | 13mm |
| AS-30-4 | M4 | 5mm | 30mm | 12mm | 13mm |
| AS-45-4 | M4 | 10mm | 45mm | 20mm | 13mm |
| ASA-45-4 (acrylic) | M4 | 5mm | 45mm | 12mm | 24mm |

Included: sockethead cap and thumb screws

adjustable micro V

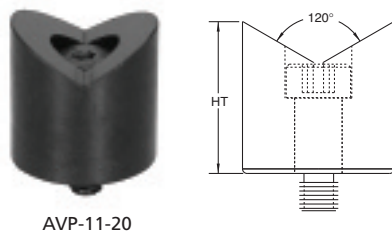

For cylindrical parts smaller than 6.5mm dia., you can hold them within the V, varying the adjustment length of the part. Parts can be held down with optional clamp, if needed.



| PART # | THREAD | HT | WIDTH | DEPTH | SLOT |
|--------|--------|-----|-------|-------|------|
| AVM-4 | M4 | 8mm | 25mm | 24mm | 10mm |

adjustable V post

For holding cylindrical or tubular parts without marring the part's surface. Can be rotated and locked to any orientation.



| PART # | THREAD | DIA | HT |
|------------|--------|------|------|
| AVP-11-20 | 1/4-20 | 1.0" | 1.0" |
| AVP-2525-8 | M8 | 25mm | 25mm |

Included: shoulder bolt

adjustable slide acrylic extension

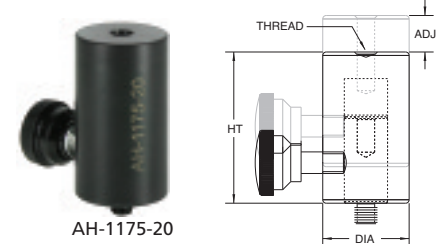
Screw any component onto the acrylic slide to extend the reach of the component.



| PART # | THREAD | HT | WIDTH | DEPTH | SLOT | ADJ |
|--------|--------|------|-------|-------|------|------|
| ASAE-4 | M4 | 10mm | 82mm | 13mm | 25mm | 190° |

adjustable height stand


To allow variable heights without marring the part.



| PART # | THREAD | DIA | HT | ADJ |
|------------|--------|------|-------|-------|
| AH-1175-20 | 1/4-20 | 1.0" | 1.75" | .375" |
| AH-2545-8 | M8 | 25mm | 45mm | 9mm |

adjustable slide mirror


To aid in viewing and inspecting a part.



| PART # | THREAD | HT | WIDTH | DEPTH | SLOT |
|--------|--------|-----|-------|-------|------|
| ASM-4 | M4 | 7mm | 75mm | 20mm | 30mm |


adjustable angle plate

Ideal for holding components on any angle. The angle plate is adjustable to 180 degrees and can be set into fixed positions vertically or horizontally.



| PART # | THREAD | HT | WIDTH | DEPTH | ADJ |
|-----------------|--------|------|-------|-------|--------|
| PCA-5023-50-20 | 1/4-20 | 1.0" | 3.0" | 2.0" | 0-180° |
| PCA-135075-15-8 | M8 | 25mm | 75mm | 50mm | 0-180° |
| PCA-135075-10-4 | M4 | 25mm | 75mm | 50mm | 0-180° |

clamps



tension clamp

For quick and easy clamping.




| PART # | THREAD | HT | ARM DIMENSIONS | TIP |
|----------------|--------|-------|----------------|-------|
| CT-160-125-20 | 1/4-20 | 1.25" | 1.6" x .30" | .162" |
| CT-160-275-20 | 1/4-20 | 2.75" | 1.6" x .30" | .162" |
| CT-250-275-20 | 1/4-20 | 2.75" | 2.5" x .50" | .21" |
| CT-375-325-20 | 1/4-20 | 3.25" | 3.75" x .75" | .35" |
| CT-4P-325-20 * | 1/4-20 | 3.25" | 4.125" x .75" | .35" |
| CT-40-30-8 | M8 | 30mm | 40mm x 7.5mm | 4mm |
| CT-40-70-8 | M8 | 68mm | 40mm x 7.5mm | 4mm |
| CT-64-70-8 | M8 | 68mm | 63.5mm x 13mm | 5mm |
| CT-95-83-8 | M8 | 83mm | 95mm x 19mm | 9mm |
| CT-100P-83-8 * | M8 | 83mm | 105mm x 19mm | 9mm |
| CT-40-25-4 | M4 | 25mm | 40mm x 7.5mm | 4mm |

*includes a plunger for reaching over the edge of a part to a more rigid surface or to reach over another support component.

Part number on tension clamp is reference only. See chart for complete dimensions.

soft tip tension clamp

Rubber coated tips hold parts without scratching or marring the surface of a part.



| PART # | THREAD | HT | ARM DIMENSIONS | TIP |
|----------------|--------|------|----------------|-------|
| CTT-160-125-20 | 1/4-20 | 1.25 | 1.6" x .30" | .162" |
| CTT-160-275-20 | 1/4-20 | 2.75 | 1.6" x .30" | .162" |
| CTT-250-275-20 | 1/4-20 | 2.75 | 2.5" x .50" | .21" |
| CTT-375-325-20 | 1/4-20 | 3.25 | 3.75" x .75" | .35" |
| CTT-40-30-8 | M8 | 30mm | 40mm x 7.5mm | 4mm |
| CTT-40-70-8 | M8 | 68mm | 40mm x 7.5mm | 4mm |
| CTT-64-70-8 | M8 | 68mm | 63.5mm x 13mm | 5mm |
| CTT-95-83-8 | M8 | 83mm | 95mm x 19mm | 9mm |
| CTT-40-25-4 | M4 | 21mm | 40mm x 7.5mm | 4mm |

Part number on soft tip tension clamp is reference only. See chart for complete dimensions.

positional tension clamp

allows locking the tension clamp rotational position to avoid probing interferences from one time to the next



CPT-250-225-20

| PART # | THREAD | HT | ARM DIMENSIONS | WIRE DIA |
|----------------|--------|-------|----------------|----------|
| CPT-250-225-20 | 1/4-20 | 2.25" | 2.5" x .50" | .21" |

Part number on positional tension clamp is reference only. See chart for complete dimensions.

spring wire clamp

For light clamping of small parts minimizing the contact area on a part and for least possible obstruction on vision machines.




CW-50-50-4

| PART # | THREAD | HT | ARM DIMENSIONS | WIRE DIA |
|------------|--------|-------|----------------|----------|
| CW-1-1-20 | 1/4-20 | 1.0" | 1.6" x .313" | .06" |
| CW-2-2-20 | 1/4-20 | 1.76" | 2.4" x .313" | .06" |
| CW-25-25-4 | M4 | 25mm | 40mm x 8mm | 1.5mm |
| CW-50-50-4 | M4 | 50mm | 63mm x 8mm | 1.5mm |

Part number on spring wire clamp is reference only. See chart for complete dimensions.

soft tip spring wire clamp

With rubber coated tips for light clamping of small parts minimizing the contact area on a part and for least possible obstruction on vision machines.



CWT-2-2-20

| PART # | THREAD | HT | ARM DIMENSIONS | WIRE DIA |
|-------------|--------|-------|----------------|----------|
| CWT-1-1-20 | 1/4-20 | 1" | 1.23" x .313" | .06" |
| CWT-2-2-20 | 1/4-20 | 1.76" | 2.4" x .313" | .06" |
| CWT-25-25-4 | M4 | 25mm | 40mm x 8mm | 1.5mm |
| CWT-50-50-4 | M4 | 50mm | 50mm x 8mm | 1.5mm |

Part number on spring wire clamp is reference only. See chart for complete dimensions.

tension clamp bracket

To hold a tension clamp on an angle.



CTB-1-20

| PART # | THREAD | HT | WIDTH | DEPTH | SLOT |
|----------|--------|------|-------|-------|------|
| CTB-1-20 | 1/4-20 | .25" | 3.38" | 1.5" | 1.0" |
| CTB-25-8 | M8 | 6mm | 85mm | 38mm | 25mm |

screw pusher clamp

For pushing and holding a part against stops using thumbscrew to place pressure on part.





CSP-20

| PART # | THREAD | HT | WIDTH | DEPTH | SLOT | HT ADJ | PUSHER ADJ |
|--------|--------|------|-------|-------|-------|--------|------------|
| CSP-20 | 1/4-20 | 3.0" | 3.0" | 1" | 1.75" | 1.75" | 1.5" |
| CSP-8 | M8 | 76mm | 76mm | 25mm | 45mm | 45mm | 38mm |

Included: sockethead cap, thumb screw and washers

pusher clamp

To push a part against standoffs or into corner (two interchangeable tips are included).




CP-4

| PART # | THREAD | HT | WIDTH | DEPTH | SLOT | HT ADJ | PUSHER ADJ |
|--------|--------|-------|-------|-------|-------|--------|------------|
| CP-20 | 1/4-20 | 1.25" | 1.5" | .75" | .313" | .50" | .38" |
| CP-4 | M4 | 32mm | 38mm | 19mm | 8mm | 12mm | 9mm |

Included: sockethead cap, screw and washer

3-jaw clamp

For holding round parts at one end or in the middle, allowing the probe to measure or scan completely around the part without interference. The 3-jaw clamp can be mounted to a base plate in a vertical or horizontal position. The standard aluminum jaws allow parts to be clamped on outside or inside diameters ranging from .06" (1.5mm) to 2.63" (66mm). Optional Delrin jaws (CJ-3-DJ) available for non-marring clamping.



CJ-3


| PART # | THREAD | HT | WIDTH | DEPTH | ADJ |
|--------|-------------|------------|------------|-----------|--------------------|
| CJ-3 | 1/4-20 / M8 | 5.0"/127mm | 7.0"/178mm | 2.0"/50mm | .06-2.63"/1.5-66mm |

CJ-3-DJ (Delrin jaws only for the 3-jaw clamp)

Included: sockethead cap screws

rotating 3-jaw clamp

For clamping parts on ID and OD, the rotating 3-jaw clamp can be locked into position on the part then rotated to a marked increment to help locate the rotation of the part for measurement. The rotating 3-jaw clamp can accommodate 7/8" dia. up to 3-1/8" dia. Can be used with 1/4-20 or M4 threads.





CJR-3

| PART # | THREAD | HT | WIDTH | DEPTH | ADJ |
|--------|-------------|-----------|------------|------------|---------------------|
| CJR-3 | 1/4-20 / M4 | 2.5"/60mm | 4.0"/100mm | 2.87"/73mm | .06-2.5"/1.5-63.5mm |

mini vise

For clamping a small area of a part. Vise can be rotated 360° and then locked into position.



CMV-8


| PART # | THREAD | HT | WIDTH | DEPTH | ADJ |
|--------|--------|-------|-------|-------|-------|
| CMV-20 | 1/4-20 | 2.25" | 1.25" | 1.25" | .437" |
| CMV-8 | M8 | 58mm | 32mm | 32mm | 11mm |
| CMV-4 | M4 | 58mm | 32mm | 32mm | 11mm |

micro vise clamp

Ideal for holding parts horizontally or vertically with minimum contact on the part. Jaws are made with a V notch in both directions for holding cylindrical and tubular parts as well. Micro vise clamp sold with or without base.



CVM-4





CVM-B-4

| PART # | THREAD | HT | WIDTH | DEPTH | ADJ | SLOT |
|----------------------|--------|-------|-------|-------|------|-------|
| CVM-20 | 1/4-20 | 1.01" | 1.45" | .40" | .50" | — |
| CVM-B-20 (with base) | 1/4-20 | 1.35" | 2.75" | .75" | .50" | 1.50" |
| CVM-4 | M4 | 28mm | 37mm | 10mm | 13mm | — |
| CVM-B-4 (with base) | M4 | 35mm | 50mm | 16mm | 13mm | 22mm |

centers

For holding cylindrical parts at each end on their inside diameters. These are ideal for vision machine applications to allow complete visibility of the part.



CC-6-25

| PART # | THREAD | DIA | HT | WIDTH | DEPTH |
|----------|--------------|-----------|------------|------------|-----------|
| CC-6-25 | 1/4-20/M4 | .25"/6mm | 1.10"/28mm | .875"/22mm | 2.0"/50mm |
| CC-13-50 | 1/4-20/M8/M4 | .50"/13mm | 1.48"/38mm | 1.5"/38mm | 2.5"/64mm |
| CC-25-1 | 1/4-20/M8/M4 | 1.0"/25mm | 2.13"/54mm | 2.0"/50mm | 2.0"/50mm |

Included: both male and female centering options; sockethead cap screws

micro center

Has adjustability to hold cylindrical parts up to 26mm in length and 25mm dia. (or smaller) using a female or male tapered pin. You can gain access around the part for touch probing with your CMM or viewing with your vision system.



CMC-4

| PART # | THREAD | HT | WIDTH | DEPTH | ADJ |
|--------|--------|------|-------|-------|------|
| CMC-4 | M4 | 30mm | 50mm | 32mm | 26mm |

spring pusher standoff clamp

Designed for fixturing small parts in tight or compact space. Ideal for positioning parts and for profile clamping while maintaining constant pressure on part and minimizing fixturing space.




CSPS-1210-4 CSPS-751-20

| PART# | THREAD | DIA | HT | PUSHER DIA | PUSHER HT |
|-------------|--------|------|------|------------|-----------|
| CSPS-751-20 | 1/4-20 | .75" | 1.0" | .236" | .406" |
| CSPS-1210-4 | M4 | 12mm | 10mm | 1.5mm | 4mm |

large adjustable pivot clamp

Used to hold parts vertically or horizontally with 4-axis rotation. Especially good for clamping sheet metal and plastic parts up.



CAP-2-20

| PART # | THREAD | HT | WIDTH | DEPTH | ADJ |
|----------|--------|--------|-------|-------|--------|
| CAP-2-20 | 1/4-20 | 10.25" | 10.7" | 4.0" | 1.0" |
| CAP-50-8 | M8 | 260mm | 271mm | 101mm | 25.4mm |

hold down clamp

For more clamping force.



CH-525-20

| PART # | THREAD | HT | WIDTH | DEPTH | ARM | SLOT | ADJ |
|-----------|--------|------|-------|-------|-------|--------|-------|
| CH-350-20 | 1/4-20 | 1.5" | 5.0" | 1.5" | 1.40" | 1.125" | .50" |
| CH-525-20 | 1/4-20 | 2.0" | 5.5" | 1.5" | 2.0" | 1.125" | .312" |
| CH-89-8 | M8 | 38mm | 127mm | 38mm | 35mm | 30mm | 12mm |
| CH-133-8 | M8 | 50mm | 140mm | 38mm | 50mm | 30mm | 8mm |

Included: sockethead cap screws and washers

CMM plate clamp

Non-marring setup clamp for securing fixture bases to a CMM. Please specify desired bolt thread: 1/4-20, M6, M8, M10, or M12.



CPC-6A

| PART # | BOLT THREAD | HT | WIDTH | DEPTH | SLOT | ADJ |
|--------|----------------|------|-------|-------|-------|-------|
| CPC-4A | 1/4-20, M6, M8 | 2.0" | 4.0" | 1.5" | 2.0" | .875" |
| CPC-6A | 1/4-20, M6, M8 | 2.0" | 6.0" | 1.5" | 3.75" | .875" |
| CPC-4B | M10, M12 | 2.0" | 4.0" | 1.5" | 2.0" | .875" |
| CPC-6B | M10, M12 | 2.0" | 6.0" | 1.5" | 3.75" | .875" |

magnets



pin magnet

pin magnet

pin magnet

For holding and locating steel or iron parts.



MP-50-20

| PART # | THREAD | DIA | HT | PIN DIA | PIN HT |
|----------|--------|------|------|---------|--------|
| MP-50-20 | 1/4-20 | .50" | 1.0" | .125" | .150" |
| MP-75-20 | 1/4-20 | .75" | 1.0" | .125" | .150" |
| MP-1-20 | 1/4-20 | 1.0" | 1.0" | .125" | .150" |
| MP-13-8 | M8 | 13mm | 25mm | 3mm | 3.8mm |
| MP-19-8 | M8 | 19mm | 25mm | 3mm | 3.8mm |
| MP-25-8 | M8 | 25mm | 25mm | 3mm | 3.8mm |
| MP-6-4 | M4 | 6mm | 25mm | 1.6mm | 3.8mm |
| MP-13-4 | M4 | 13mm | 25mm | 1.6mm | 3.8mm |

V magnet

For holding cylindrical parts and bent tubing.



MV-1-20

| PART # | THREAD | DIA | HT |
|-----------|--------|-------|------|
| MV-50-20 | 1/4-20 | .50" | 1.0" |
| MV-75-20 | 1/4-20 | .75" | 1.0" |
| MV-1-20 | 1/4-20 | 1.0" | 1.0" |
| MV-125-20 | 1/4-20 | 1.25" | 1.0" |
| MV-13-8 | M8 | 13mm | 25mm |
| MV-19-8 | M8 | 19mm | 25mm |
| MV-25-8 | M8 | 25mm | 25mm |
| MV-32-8 | M8 | 32mm | 25mm |

magnet

For holding steel or iron parts.



M-75-20

| PART # | THREAD | DIA | HT |
|----------|--------|-------|------|
| M-50-20 | 1/4-20 | .50" | 1.0" |
| M-75-20 | 1/4-20 | .75" | 1.0" |
| M-1-20 | 1/4-20 | 1.0" | 1.0" |
| M-125-20 | 1/4-20 | 1.25" | 1.0" |
| M-13-8 | M8 | 13mm | 25mm |
| M-19-8 | M8 | 19mm | 25mm |
| M-25-8 | M8 | 25mm | 25mm |
| M-32-8 | M8 | 32mm | 25mm |
| M-6-4 | M4 | 6mm | 25mm |
| M-13-4 | M4 | 13mm | 25mm |

V magnet with base

For holding round and shaft parts.





MVB-1-20

| PART # | THREAD | DIA | HT | BASE DIMENSIONS | SLOT |
|------------|--------|-------|-------|-----------------|------|
| MVB-50-20 | 1/4-20 | .50" | 1.25" | 3.0" x .75" | 1.5" |
| MVB-75-20 | 1/4-20 | .75" | 1.25" | 3.0" x .75" | 1.5" |
| MVB-1-20 | 1/4-20 | 1.0" | 1.25" | 3.0" x .75" | 1.5" |
| MVB-125-20 | 1/4-20 | 1.25" | 1.25" | 3.0" x .75" | 1.5" |
| MVB-19-8 | M8 | 19mm | 32mm | 76mm x 19mm | 38mm |
| MVB-25-8 | M8 | 25mm | 32mm | 76mm x 19mm | 38mm |
| MVB-32-8 | M8 | 32mm | 32mm | 76mm x 19mm | 38mm |


Included: sockethead cap screws, thumb screws and washers

miscellaneous



cone

To rest a part on a rounded point for single-point contact.



| PART # | THREAD | DIA | HT | MATERIAL |
|----------|--------|-------|------|----------|
| RCD-20 | 1/4-20 | .625" | .50" | Delrin |
| RCS-20 | 1/4-20 | .625" | .50" | steel |
| RCA-20 | 1/4-20 | 1.0" | .75" | aluminum |
| RCD-8 | M8 | 16mm | 13mm | Delrin |
| RCS-8 | M8 | 16mm | 13mm | steel |
| RCA-8 | M8 | 25mm | 19mm | aluminum |
| RCS-25-8 | M8 | 25mm | 19mm | steel |

resting pin



To rest a part on a rounded point for single-point contact.



| PART # | THREAD | DIA | HT | MATERIAL |
|--------|--------|-------|-------|----------|
| RPD-20 | 1/4-20 | .375" | .375" | Delrin |
| RPS-20 | 1/4-20 | .375" | .375" | steel |
| RPD-4 | M4 | 6mm | 5mm | Delrin |
| RPA-4 | M4 | 6mm | 5mm | aluminum |

vertical base plate

For holding components vertically. Great for use with vision systems.





PCV-507540-10-4

| PART # | THREAD | HT | WIDTH | DEPTH | SLOT |
|-----------------|--------|--------|-------|-------|------|
| PCV-507540-10-4 | M4 | 63.5mm | 76mm | 38mm | 15mm |

corner viewer

For allowing a part to be located in a corner. The serrations allow backlighting along the sides of the part so that measurements can be taken on a vision machine. There are two standard sizes available, but any custom size can be made for your application.



VC-5050-4

| PART # | THREAD | HT | WIDTH | DEPTH | L WIDTH |
|-----------|--------|------|-------|-------|---------|
| VC-33-20 | 1/4-20 | .25" | 3.25" | 3.25" | .75" |
| VC-5050-4 | M4 | 6mm | 50mm | 50mm | 10mm |

Included: sockethead cap screws

tooling ball

For referencing CMM coordinates to a program or part.



STB-50-20

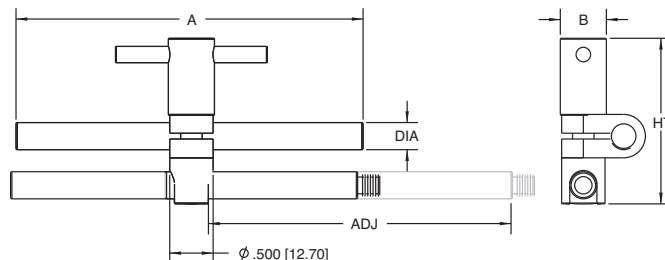
| PART # | THREAD | DIA | HT | BALL DIA |
|-----------|--------|------|------|----------|
| STB-50-20 | 1/4-20 | .75" | 1.6" | .50" |
| STB-13-8 | M8 | 19mm | 41mm | 13mm |

T-arm

To support a part on its side.



AT-20



| VPART # | THREAD | DIA | HT | A | B | ADJ |
|---------|--------|-------|------|-------|--------|------|
| AT-20 | 1/4-20 | .31" | 2.0" | 4.0" | .50" | 3.5" |
| AT-8 | M8 | 7.8mm | 52mm | 100mm | 12.7mm | 89mm |

screws & adapters

component replacement parts



AATK-20



AATS-20




AATS-14



AAS-20


| PART # | THREAD | DIA | HT |
|--------------------|--------|-------|-------|
| THUMB SCREW | | | |
| AATK-20 | 1/4-20 | .83" | 1.10" |
| SCREW | | | |
| AATS-14 | M3 | 6mm | 14mm |
| AATS-20 | M3 | 6mm | 20mm |
| ADAPTER | | | |
| AAS-20 | 1/4-20 | .315" | .348" |
| AAS-8 | M8 | 8mm | 9mm |
| AAS-4 | M4 | 8mm | 9mm |

standoffs



standoff

To elevate and locate a part.



* does not have a threaded top.
M4 standoffs are made of aluminum.
1/4-20 and M8 standoffs are made of steel.

| PART # | THREAD | DIA | HT | PART # | THREAD | DIA | HT | PART # | THREAD | DIA | HT |
|-------------------------|--------|-------|------|---------------------|--------|------|-------|---------------------|--------|------|------|
| 1/4-20 STANDOFFS | | | | M8 STANDOFFS | | | | M4 STANDOFFS | | | |
| S-2550-20 * | 1/4-20 | .25" | .50" | S-1315-8 | M8 | 13mm | 15mm | S-65-4 * | M4 | 6mm | 5mm |
| S-251-20 * | 1/4-20 | .25" | 1.0" | S-1320-8 | M8 | 13mm | 20mm | S-610-4 * | M4 | 6mm | 10mm |
| S-37525-20 * | 1/4-20 | .375" | .25" | S-1325-8 | M8 | 13mm | 25mm | S-615-4 | M4 | 6mm | 15mm |
| S-37550-20 | 1/4-20 | .375" | .50" | S-1350-8 | M8 | 13mm | 50mm | S-620-4 * | M4 | 6mm | 20mm |
| S-37575-20 | 1/4-20 | .375" | .75" | S-13100-8 | M8 | 13mm | 100mm | S-625-4 * | M4 | 6mm | 25mm |
| S-3751-20 | 1/4-20 | .375" | 1.0" | S-1915-8 | M8 | 19mm | 15mm | S-95-4 * | M4 | 9mm | 5mm |
| S-5025-20 * | 1/4-20 | .50" | .25" | S-1920-8 | M8 | 19mm | 20mm | S-910-4 | M4 | 9mm | 10mm |
| S-5050-20 | 1/4-20 | .50" | .50" | S-1925-8 | M8 | 19mm | 25mm | S-915-4 | M4 | 9mm | 15mm |
| S-5075-20 | 1/4-20 | .50" | .75" | S-1950-8 | M8 | 19mm | 50mm | S-920-4 | M4 | 9mm | 20mm |
| S-501-20 | 1/4-20 | .50" | 1.0" | S-19100-8 | M8 | 19mm | 100mm | S-925-4 | M4 | 9mm | 25mm |
| S-502-20 | 1/4-20 | .50" | 2.0" | S-19150-8 | M8 | 19mm | 150mm | S-950-4 | M4 | 9mm | 50mm |
| S-504-20 | 1/4-20 | .50" | 4.0" | S-2520-8 | M8 | 25mm | 20mm | S-125-4 | M4 | 12mm | 5mm |
| S-506-20 | 1/4-20 | .50" | 6.0" | S-2525-8 | M8 | 25mm | 25mm | S-1210-4 | M4 | 12mm | 10mm |
| S-7550-20 | 1/4-20 | .75" | .50" | S-2550-8 | M8 | 25mm | 50mm | S-1215-4 | M4 | 12mm | 15mm |
| S-7575-20 | 1/4-20 | .75" | .75" | S-25100-8 | M8 | 25mm | 100mm | S-1220-4 | M4 | 12mm | 20mm |
| S-751-20 | 1/4-20 | .75" | 1.0" | S-25150-8 | M8 | 25mm | 150mm | S-1225-4 | M4 | 12mm | 25mm |
| S-752-20 | 1/4-20 | .75" | 2.0" | S-3825-8 | M8 | 38mm | 25mm | S-1250-4 | M4 | 12mm | 50mm |
| S-754-20 | 1/4-20 | .75" | 4.0" | S-3850-8 | M8 | 38mm | 50mm | | | | |
| S-756-20 | 1/4-20 | .75" | 6.0" | S-38150-8 | M8 | 38mm | 150mm | | | | |
| S-150-20 | 1/4-20 | 1.0" | .50" | | | | | | | | |
| S-175-20 | 1/4-20 | 1.0" | .75" | | | | | | | | |
| S-11-20 | 1/4-20 | 1.0" | 1.0" | | | | | | | | |
| S-12-20 | 1/4-20 | 1.0" | 2.0" | | | | | | | | |
| S-14-20 | 1/4-20 | 1.0" | 4.0" | | | | | | | | |
| S-16-20 | 1/4-20 | 1.0" | 6.0" | | | | | | | | |
| S-1501-20 | 1/4-20 | 1.50" | 1.0" | | | | | | | | |
| S-1502-20 | 1/4-20 | 1.50" | 2.0" | | | | | | | | |
| S-1506-20 | 1/4-20 | 1.50" | 6.0" | | | | | | | | |

Delrin® standoff

To elevate and locate a part using a non-marring material.



SD-1210-4 SD-3751-20 SD-501-20

| PART # | THREAD | DIA | HT |
|------------|--------|-------|------|
| SD-3751-20 | 1/4-20 | .375" | 1.0" |
| SD-501-20 | 1/4-20 | .50" | 1.0" |
| SD-751-20 | 1/4-20 | .75" | 1.0" |
| SD-610-4 | M4 | 6mm | 10mm |
| SD-910-4 | M4 | 9mm | 10mm |
| SD-1210-4 | M4 | 12mm | 10mm |

threaded spring post standoff

The 1/4-20 or M8 female thread can be used to screw any component into the spring post.



S-12-TP-20

| PART # | THREAD | DIA | HT | POST DIA | ADJ |
|------------|--------|------|------|----------|------|
| S-12-TP-20 | 1/4-20 | 1.0" | 2.0" | .75" | .38" |

pin standoff

To elevate and locate a part against the pin.



SP-501-20




SP-910-4

| PART # | THREAD | DIA | HT | PIN HT | PIN DIA |
|-------------|--------|-------|------|--------|---------|
| SP-2550-20 | 1/4-20 | .25" | .50" | .15" | .06" |
| SP-37550-20 | 1/4-20 | .375" | .50" | .15" | .06" |
| SP-501-20 | 1/4-20 | .50" | 1.0" | .15" | .125" |
| SP-751-20 | 1/4-20 | .75" | 1.0" | .15" | .125" |
| SP-1325-8 | M8 | 13mm | 25mm | 4mm | 3mm |
| SP-610-4 | M4 | 6mm | 10mm | 2.5mm | 2mm |
| SP-910-4 | M4 | 9mm | 10mm | 2.5mm | 2mm |
| SP-1210-4 | M4 | 12mm | 10mm | 2.5mm | 2mm |

Delrin® pin standoff

To elevate and locate a part against a pin using a non-marring material.



SPD-910-4



SPD-501-20

| PART # | THREAD | DIA | HT |
|------------|--------|------|------|
| SPD-501-20 | 1/4-20 | .50" | 1.0" |
| SPD-910-4 | M4 | 9mm | 10mm |

2-way & 4-way spring-loaded pin standoff

For locating within a hole or slot of a part for quick location or for setting to the datums.



S-12-2W-20 S-12-4W-20

| PART # | THREAD | DIA | HT | HEAD TOP | HEAD DIA | ADJ |
|-------------------|--------|------|------|----------|----------|--------|
| 2-WAY PINS | | | | | | |
| S-502-2W-20 | 1/4-20 | .50" | 2.0" | .08" | .35" | .50" |
| S-12-2W-20 | 1/4-20 | 1.0" | 2.0" | .28" | .75" | .50" |
| S-2550-2W-8 | M8 | 25mm | 50mm | 7.1mm | 19mm | 12.5mm |
| 4-WAY PINS | | | | | | |
| S-502-4W-20 | 1/4-20 | .50" | 2.0" | .08" | .35" | .50" |
| S-12-4W-20 | 1/4-20 | 1.0" | 2.0" | .28" | .75" | .50" |
| S-2550-4W-8 | M8 | 25mm | 50mm | 7.1mm | 19mm | 12.5mm |

rotator standoff

For pushing a part against fixture stops.




SR-11-20

| PART # | THREAD | DIA | HT | ADJ |
|----------|--------|------|------|------|
| SR-11-20 | 1/4-20 | 1.0" | 1.0" | .75" |

standoff adapter


For step clamps and calibration sphere.



SA-14-8

| PART # | THREAD | DIA | HT | TOP THREAD |
|----------|--------|-------|------|------------|
| SA-4-20 | 1/4-20 | .375" | .50" | M4 |
| SA-6-20 | 1/4-20 | 1.0" | 1.0" | M6 |
| SA-8-20 | 1/4-20 | 1.0" | 1.0" | M8 |
| SA-10-20 | 1/4/20 | 1.0" | 1.0" | M10 |
| SA-10-8 | M8 | 25mm | 25mm | M10 |
| SA-14-8 | M8 | 25mm | 25mm | 1/4-20 |
| SA-14-4 | M4 | 19mm | 15mm | 1/4-20 |

suction cups



suction cup

For holding plastic, glass, styrofoam and nonferrous parts.



| PART # | THREAD | DIA | HT | CUP DIA |
|----------|--------|-------|-------|---------|
| CS-5-20 | 1/4-20 | 0.75" | 1.38" | 5mm |
| CS-10-20 | 1/4-20 | 0.75" | 1.75" | 10mm |
| CS-20-20 | 1/4-20 | 1.25" | 1.75" | 20mm |
| CS-30-20 | 1/4-20 | 1.75" | 2.5" | 30mm |
| CS-50-20 | 1/4-20 | 2.75" | 2.5" | 50mm |

exposed suction cup


For holding contour surfaces.



| PART # | THREAD | DIA | HT | CUP DIA |
|-----------|--------|-------|-------|---------|
| CES-10-20 | 1/4-20 | .75" | 1.64" | 10mm |
| CES-20-20 | 1/4-20 | 1.25" | 1.98" | 20mm |
| CES-30-20 | 1/4-20 | 1.25" | 2.27" | 30mm |
| CES-50-20 | 1/4-20 | 1.25" | 2.62" | 50mm |

V suction cup

For holding cylindrical tubes and shafts.




CVS-5-20 CVS-30-20

| PART # | THREAD | DIA | HT | CUP DIA | V ANGLE |
|-----------|--------|-------|-------|---------|---------|
| CVS-5-20 | 1/4-20 | 0.75" | 1.5" | 5mm | 90° |
| CVS-10-20 | 1/4-20 | 0.75" | 1.62" | 10mm | 120° |
| CVS-20-20 | 1/4-20 | 1.25" | 2.0" | 20mm | 120° |
| CVS-30-20 | 1/4-20 | 1.75" | 3.0" | 30mm | 120° |
| CVS-50-20 | 1/4-20 | 1.75" | 3.0" | 50mm | 120° |

vacuum pump

For suction cups with on/off valve, hose connector and quick disconnect.



CSVP

| PART # | DESCRIPTION |
|--------|----------------------|
| CSVP | vacuum pump assembly |

manifold

6- or 10-port manifold can be used vertically or horizontally on base plate.



CSM-10P

| PART # | DESCRIPTION | HT | WIDTH | DEPTH | BASE DEPTH |
|---------|------------------|-------|-------|-------|------------|
| CSM-6P | 6-port manifold | 2.18" | 4.75" | 1.0" | 2.65" |
| CSM-10P | 10-port manifold | 2.18" | 7.75" | 1.0" | 2.65" |

vacuum hose

(ordered by the inch)



CSH-MSC

| PART # | DESCRIPTION |
|---------|--|
| CSH-MP | 3/8" dia. hose to connect manifold to vacuum pump (sold per inch) |
| CSH-MSC | 1/4" dia. hose to connect manifold to suction cups (sold per inch) |

suction cup tray

For holding and organizing 1/4-20 or M8 suction cups.




TCS-300200

| PART # | THREAD | HT | WIDTH | DEPTH |
|--------------|-------------|-------------|---------------|--------------|
| TCS-300200 * | 1/4-20 / M8 | 1.0" / 25mm | 12.0" / 300mm | 8.0" / 200mm |

* previous part number TCS-128


towers



tower block with base

tower

To hold a part vertically.



T-50600-8 T-1518-20 T-35300-8 T-16-20


| PART # | THREAD | HT | BASE | TOWER | THREADED ROWS |
|-----------|--------|-------|--------------|-------|---------------|
| T-16-20 | 1/4-20 | 6.0" | 5.0" x 1.0" | 1.0" | 1 |
| T-112-20 | 1/4-20 | 12.0" | 5.0" x 1.0" | 1.0" | 1 |
| T-1512-20 | 1/4-20 | 12.0" | 6.0" x 2.0" | 1.5" | 2 |
| T-1518-20 | 1/4-20 | 18.0" | 6.0" x 2.0" | 1.5" | 2 |
| T-224-20 | 1/4-20 | 24.0" | 6.0" x 2.0" | 2.0" | 2 |
| T-230-20 | 1/4-20 | 30.0" | 6.0" x 2.0" | 2.0" | 2 |
| T-25150-8 | M8 | 150mm | 127mm x 25mm | 25mm | 1 |
| T-25300-8 | M8 | 300mm | 127mm x 25mm | 25mm | 1 |
| T-35300-8 | M8 | 300mm | 152mm x 50mm | 35mm | 2 / 1 * |
| T-35450-8 | M8 | 450mm | 152mm x 50mm | 35mm | 2 / 1 * |
| T-50600-8 | M8 | 600mm | 152mm x 50mm | 50mm | 2 |
| T-50750-8 | M8 | 760mm | 152mm x 50mm | 50mm | 2 |

Included: sockethead cap screws

* Two sides have 2 rows of holes and the other two sides have 1 row of holes in the center.

tower block with base

For positioning a component vertically to the part setup. There is one threaded hole on each side and one on the top. The block can be used without the base to allow full rotation.



TB-751-20

| PART # | THREAD | HT | BASE | BLOCK | SLOT |
|-----------|--------|-------|--------------|-------|------|
| TB-751-20 | 1/4-20 | 1.25" | 2.75" x .75" | .75" | 1.5" |
| TB-2530-8 | M8 | 40mm | 89mm x 25mm | 25mm | 45mm |
| TB-1619-4 | M4 | 26mm | 41mm x 16mm | 16mm | 15mm |

Included: sockethead cap screws


trays



medium component tray

large component tray

To hold and organize 1/4-20 or M8 components.




TC-560500

| PART # | THREAD | HT | WIDTH | DEPTH |
|-------------|-------------|-------------|---------------|---------------|
| TC-560500 * | 1/4-20 / M8 | 1.0" / 25mm | 21.5" / 560mm | 20.0" / 500mm |

* previous part number TC-2220

medium component tray

To hold and organize 1/4-20 or M8 components.




TC-500200

| PART # | THREAD | HT | WIDTH | DEPTH |
|-----------|-------------|-------------|---------------|--------------|
| TC-500200 | 1/4-20 / M8 | 1.0" / 25mm | 20.0" / 500mm | 8.0" / 200mm |

* previous part number TC-208-20

small component tray

To hold and organize components.



TC-300190-20



TC-300190-4

| PART # | THREAD | HT | WIDTH | DEPTH |
|------------------------------|--------|------|-------|-------|
| 1/4-20 COMPONENT TRAY | | | | |
| TC-300190-20 | 1/4-20 | 1.0" | 12.0" | 8.0" |
| M4 COMPONENT TRAY | | | | |
| TC-300190-4 | M4 | 25mm | 300mm | 190mm |

1/4-20 and M8 component tray

To hold and organize (28) 1.5" [38mm] diameter components.




TC-300200

| PART # | THREAD | HT | WIDTH | DEPTH |
|-----------------------------------|-------------|------|-------|-------|
| 1/4-20 / M8 COMPONENT TRAY | | | | |
| TC-300200 | 1/4-20 / M8 | 1.0" | 12.0" | 8.0" |

* previous part number TC-128-15038

XTensions



XTensions

For building a setup vertically or creating a support structure to fixture a part.




1"x 1"
for component placement and attaching to 2"x 2" XTension



1"x 2"
for component placement and cross member support



2"x 2"
for main vertical and cross member supports



3"x 3"
for creating a structure base or for very large parts in a vertical position

| PART # | DIMENSIONS |
|----------|-------------|
| XT1-3 | 1"x 1"x 3" |
| XT1-6 | 1"x 1"x 6" |
| XT1-12 | 1"x 1"x 12" |
| XT1-2-6 | 1"x 2"x 6" |
| XT1-2-12 | 1"x 2"x 12" |
| XT1-2-18 | 1"x 2"x 18" |
| XT1-2-24 | 1"x 2"x 24" |
| XT2-6 | 2"x 2"x 6" |
| XT2-12 | 2"x 2"x 12" |
| XT2-18 | 2"x 2"x 18" |
| XT2-24 | 2"x 2"x 24" |
| XT2-30 | 2"x 2"x 30" |
| XT2-36 | 2"x 2"x 36" |
| XT2-42 | 2"x 2"x 42" |
| XT2-48 | 2"x 2"x 48" |
| XT2-60 | 2"x 2"x 60" |
| XT3-24 | 3"x 3"x 24" |
| XT3-36 | 3"x 3"x 36" |
| XT3-48 | 3"x 3"x 48" |
| XT3-60 | 3"x 3"x 60" |



economy T-nut

For fastening R&R components or XTension connectors.

| PART # | THREAD |
|------------|--------|
| XT-ET-Nut | 1/4-20 |
| XT-3ET-Nut | 1/4-20 |

R&R component



1) lightly screw component onto the nut



2) slide nut into slot of XTension



3) once component is in the desired position tighten completely



XTension connector



1) lightly secure all screws to the nuts



2) slide one side of the connector into slots of XTension (place onto horizontal XTensions first)



3) slide other side of the connector (and XTension if applies) to vertical XTension, tighten screws slightly



4) once connector (and horizontal XTension if applies) are in place tighten screws completely

pivot T-nut


For fastening R&R components or XTension connectors.

| PART # | THREAD |
|-----------|--------|
| XT-PT-Nut | 1/4-20 |


A pivot nut is used to add a component or connector between other components or XTensions.



1) rotate pivot nut into slot of XTension



2) use hex wrench to hold nut in slot (if vertical) then screw component into the nut



3) once component is in desired position tighten completely and then tighten set screw

A pivot nut is also used so that the component can be removed, if needed.



4) a removable label can be placed next to the nut for future reference




5) once the nut is secured into the XTension slot, the component can be removed



angle foot

For securing XTensions to R&R base plate.



XT-2AF



XT-2AF-M8


| PART # | SCREW (L) |
|------------|-----------|
| XT-2AF | 5/8" |
| XT-2AF-M8* | M8 |

Included: economy T-nuts, button head cap screws

*metric

joining plate


For joining two XTensions together for a more ridged setup.



XT-JP-6



XT-JP-8



XT-JP-12

| PART # | SCREW (L) | HOLES |
|----------|-----------|-------|
| XT-JP-6 | 1/2" | 6 |
| XT-JP-8 | 1/2" | 8 |
| XT-JP-12 | 1/2" | 12 |

Included: economy T-nuts and button head cap screws

angle bracket

For securing XTensions to each other (small to medium build-ups).



XT-2A-4



XT-2A-6

XT-2A-8



XT-1A-4

XT-2A-6

| PART # | SCREW (L) | HOLES |
|---------|-----------|-------|
| XT-1A-4 | 1/2" | 4 |
| XT-2A-4 | 1/2" | 4 |
| XT-2A-6 | 1/2" | 6 |
| XT-2A-8 | 1/2" | 8 |

Included: economy T-nuts and button head cap screws


*metric

angle brace

For maximum support of two perpendicular XTensions.



XT-AB-12



XT-AB-18

XT-AB-15

| PART # | LENGTH |
|----------|--------|
| XT-AB-12 | 12" |
| XT-AB-15 | 15" |
| XT-AB-18 | 18" |

Included: economy T-nuts, button head cap screws and washers

angle gusset

For securing XTensions to each other (medium to large build-ups).



XT-3AG-8



XT-2AG-8

XT-1AG-4


XT-2AG-4

| PART # | SCREW (L) | HOLES |
|----------|-----------|-------|
| XT-1AG-4 | 1/2" | 4 |
| XT-2AG-4 | 1/2" | 4 |
| XT-2AG-8 | 1/2" | 8 |
| XT-3AG-4 | 1/2" | 4 |
| XT-3AG-8 | 1/2" | 8 |


Included: economy T-nuts and button head cap screws

angle transition

For securing XTensions with different widths to one another.



XT-2AT3-8



XT-2AT1-6

| PART # | SCREW (L) | SIDES |
|-----------|-----------|---------|
| XT-2AT1-6 | 1/2" | 1" & 2" |
| XT-2AT3-8 | 1/2" | 2" & 3" |


Included: economy T-nuts and button head cap screws

grid plate


Used where multiple R&R components need to be close together on an XTension.

| PART # | THREAD | DIMENSIONS |
|------------------|---------|-----------------|
| XT-P-33-20 | 1/4-20* | 3" x 3" x 1/2" |
| XT-P-36-20 | 1/4-20* | 3" x 6" x 1/2" |
| XT-P-9090-8M8** | | 90 x 90 x 13mm |
| XT-P-90165-8M8** | | 90 x 165 x 13mm |

Included: economy T-nuts and 1/2" socket head cap screws



XT-P-33-20



XT-P-36-20

XT-P-33-20

*1/4-20 plates have holes 1/2" OC
**M8 plates have holes 15mm OC

end cap

For covering exposed ends of XTensions.

| PART # | SIZE |
|-----------|---------|
| XT-EC-1 | 1" x 1" |
| XT-EC-1-2 | 1" x 2" |
| XT-EC-2 | 2" x 2" |
| XT-EC-3 | 3" x 3" |



XT-EC-2

top plate

Added to the top of the XT2 XTensions, the top plate has threaded holes 1/2" on center and can be used to set components on top and support a part from beneath.

| PART # | DIMENSIONS |
|----------|----------------|
| XT-TP-20 | 2" x 2" x 1/2" |




XT-TP-20



rotating base

When mounted to the XT2 XTensions, it enables the XTensions to be rotated to any angle to line up with the surface of a part for better support and location.

| PART # | DIMENSIONS |
|-----------|-------------------|
| XT-REB-20 | 5" x 8.25" x 3/8" |



XT-REB-20



cap screws

| PART # | SIZE |
|--------------------|---------------|
| BUTTON HEAD | |
| XT-BHCS-50 | 1/4-20 (1/2") |
| XT-BHCS-63 | 1/4-20 (5/8") |
| XT-BHCS-M8* | M8 (1.25x12) |
| SOCKET HEAD | |
| XT-SHCS-50 | 1/4-20 (1/2") |
| XT-SHCS-63 | 1/4-20 (5/8") |
| XT-LHSCS-M8* | M8 (1.25x16) |

*metric



XT-BHCS-50

XT-SHCS-50

organizer box


| PART # | DIMENSIONS |
|--------|--------------|
| XT-Box | 8" x 8" x 2" |



wrench

For tightening cap screws.

| PART # | DESCRIPTION |
|-----------|----------------|
| XT-532-TW | 5/32" T-handle |
| XT-532-LW | 5/32" L-wrench |
| XT-316-LW | 3/16" L-wrench |



XT-532-TW

XT-532-LW

XT-316-LW

Custom fixtures for your application



ONE STOP SHOP

When your application calls for something more specialized, we can provide you with special details and fixtures. Our fixtures can be designed to hold single or multiple parts at a time.

PROBLEM SOLVERS


With almost 25 years of experience with touch probes and backlighting on both CMM and vision systems, we are able to design and build fixtures that are correct the first time. When it comes to probe clearances and accessing the part in the most efficient way, our expertise shows.



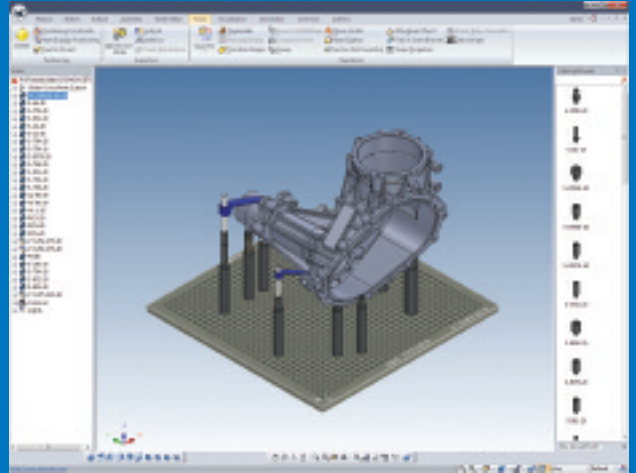
Our in-house design engineering staff will work with you to first conceive and then fully design the best fixture for your application.

Call us at
616-847-6045
for more information.

Let R&R build you the right fixture for the right price.



Don't forget to document your fixture setup




FixtureBuilder is the 3D fixture modeling software from R&R that will help you document R&R fixture setups and do offline programming.

FIXTUREBUILDER IS IDEAL WHEN:

- there is more than one user
- the part will be inspected again
- you want to save time on offline programming
- showing documentation of the setup to customers or managers
- accuracy counts

IT'S A SNAP!

Simply drag and snap components from the tabbed catalogs onto your specific plate. As components are moved onto the base plate, IronCad's SmartSnap® technology automatically aligns the components while indicating the hole position on the plate as well as the X, Y, and Z coordinates. You can also import your part's CAD data into FixtureBuilder to be used for offline programming.



AUTOMATIC BUILD LIST

Once the setup is complete, FixtureBuilder gives you a step-by-step build list to recreate the setup the next time the part is inspected, including what was used and location.

For more information please contact us or visit our website at www.rrfixtures.com

When time and money are important FixtureBuilder can help!



Go to the source
for your fixturing solutions
www.rrfixtures.com



1809 Industrial Park Drive
Grand Haven, MI 49417

616-847-6045 phone
616-847-6082 fax

contactus@rrfixtures.com email
www.rrfixtures.com